

WORK-STUDY DIPLOMA

JOBS
SKILLS **SALARY**
PROGRESSION



=



BOOSTED FOR EXTRA ZING



WHY WORK-STUDY DIPLOMA?



WORK-STUDY DIPLOMA? (WSDIP)

- 2.5 or 3 years apprenticeship-based programme
- Curriculum co-designed with industry
- Earn a competitive starting salary and enjoy employee benefits
- Deepen skills through structured workplace learning and mentorship
- Get a fully-sponsored and nationally-recognised Diploma
- Opportunity for further academic progression



PROGRESSION PATHWAYS



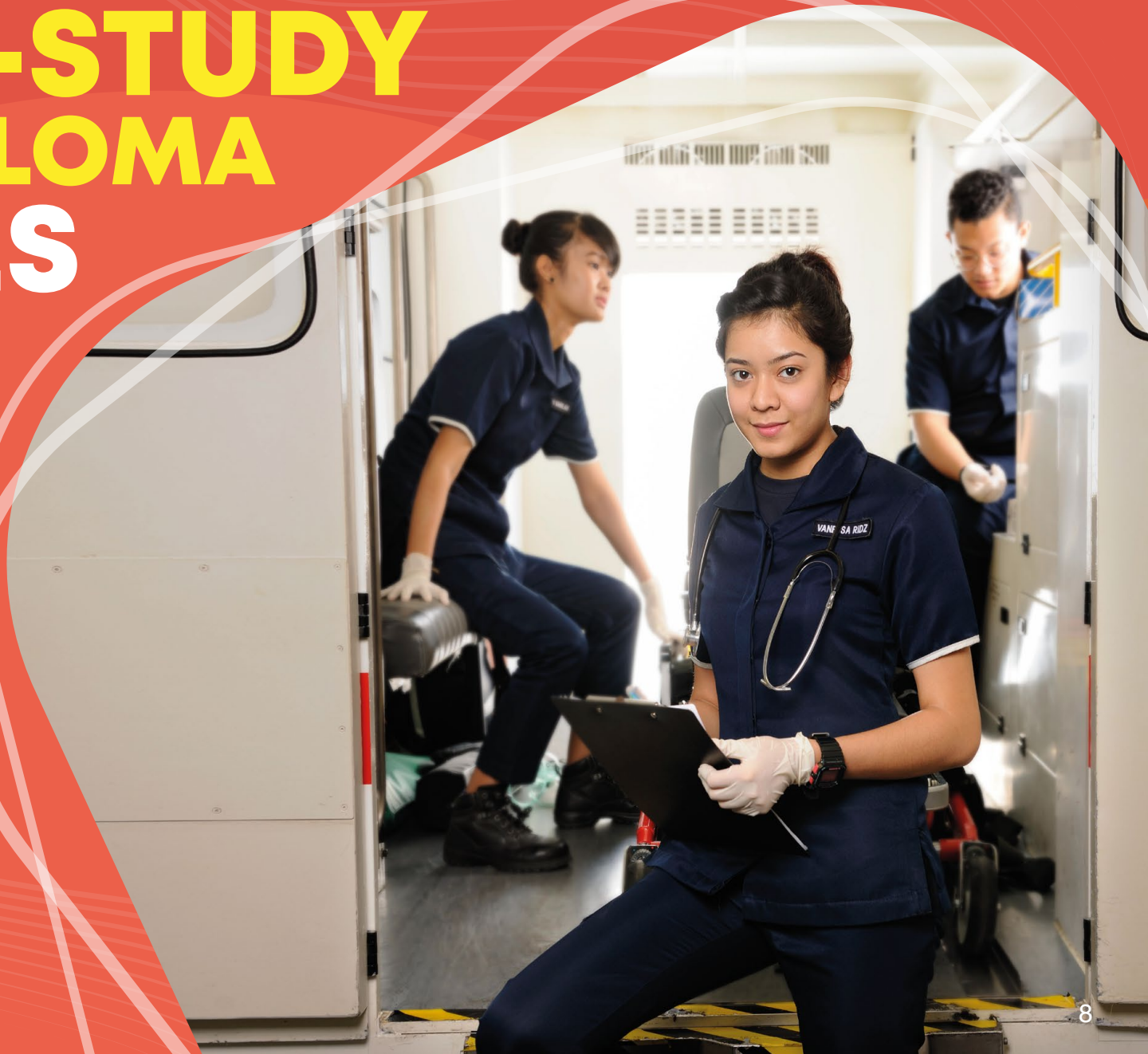


ITE DIPLOMAS vs POLYTECHNIC DIPLOMAS PROGRAMME COMPARISON

	Work-Study Diploma	Technical Diploma	Full-Time Diploma	Part-Time Diploma	Work-Study Certificate Leading to a Part-Time Diploma
	ITE		POLYTECHNICS		
Duration	30 months	24 to 30 months	36 months	Up to 60 months	12 to 18 months (Work-Study Certificate)
Trainee Status	Full-time employee of sponsoring company (Males can get NS deferment*)	Full-time student (Males can get NS deferment*)	Full-time student (Males can get NS deferment*)	<ul style="list-style-type: none"> Part-time student Likely with day job 	Employee of participating company
Curriculum	<ul style="list-style-type: none"> Curriculum jointly developed by ITE and industry 70% to 80% on-the-job training at company 20% to 30% off-the-job training at ITE 	<ul style="list-style-type: none"> Curriculum co-designed with overseas education partners Overseas learning opportunities 	3 to 6 months of industry attachment	<ul style="list-style-type: none"> 5 CET modules taken in the evenings Non-alignment of learning and job 	<ul style="list-style-type: none"> Work-Study Certificate issued upon completion of required skills-based Modular Certificates (MCs) Upon completion of Work-Study Certificate programme, participants have the option to complete remaining MCs to obtain a Part-Time Diploma

* National Service (NS)-liable males will be granted NS deferment if they attain a place and are pursuing a course for higher academic qualifications from what they have previously attained (e.g. from Nitec/Higher Nitec to ITE Work-Study Diploma courses). NS deferment will no longer be subject to cut-off ages. For latest updates on NS deferment eligibility, please refer to <https://for.edu.sg/ns-deferment>.

WORK-STUDY DIPLOMA COURSES



“ WSDip gave me a **head start** for my chosen career path. I could **focus 100% on both work and studies** with my employer’s full support. I am proof that the programme will **deepen your skills** for academic and career progression. ”

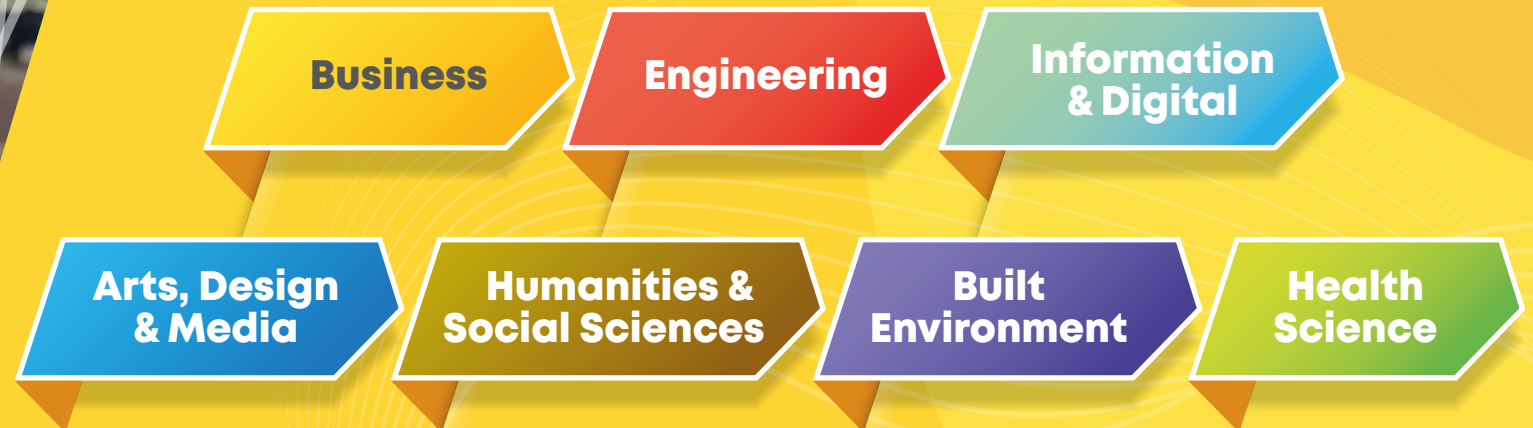


WAFIQAH BTE ZULKIFLI

Undergraduate, Singapore Institute of Technology
(Former) Assistant Engineer, Seatrium
WSDip Graduate in Marine & Offshore Engineering

OVERVIEW OF WORK-STUDY DIPLOMA?

Over **40** WSDip Courses
across **7** Sectors



“ Participating in the Work-Study Diploma Programme has been a **valuable and transformative experience**. I developed key skills such as time management, communication, and operational knowledge through hands-on exposure in various departments. One of the most significant aspects was learning to prioritise and balance work responsibilities effectively with academic commitments, especially during peak periods when project deadlines and exams overlapped. ”



TEO JIA WEN, NERINE
Resorts World Sentosa
WSDip Trainee in Tourism Management

#	BUSINESS	ITE COLLEGE		
		CENTRAL	EAST	WEST
1	Accountancy	✓		
2	Airport Operations		✓	
3	Community Engagement & Development	✓		
4	Culinary Arts & Management			✓
5a	Customer Experience Management (Aviation Services)		✓	
5b	Customer Experience Management (Cabin Services)		✓	
5c	Customer Experience Management (Lifestyle & Consumer)			✓
6	E-Commerce & Retail	✓		
7	Event Management	✓		
8	Fitness Management			✓
9	Hotel & Restaurant Management			✓
10	Human Resource Management	✓		
11a	Integrated Supply Chain Management (Logistics) NEW		✓	
11b	Integrated Supply Chain Management (Wholesale Trade) NEW		✓	
12	Lifestyle & Recreation Management	✓		
13	Patient Management & Services			✓
14	Security Operations	✓		
15	Tourism Management			✓

“My company has **recognised my efforts and my contribution**. They gave me a 30% pay increase and promoted me from Technician to Electrical Engineer.”



MOHAMMAD REZAL S/O ABDUL LATHIFF
Electrical Engineer, Genplus Pte Ltd
WSDip Graduate in Electrical Engineering

#	ENGINEERING	ITE COLLEGE		
		CENTRAL	EAST	WEST
1	Agriculture & Aquaculture Technology		✓	
2	Aircraft Cabin Engineering	✓		
3	Aircraft Engine Maintenance	✓		
4	Aircraft Maintenance Engineering	✓		
5	Arboriculture & Horticulture		✓	
6	Automation Engineering*	✓		
7	Chemical Process Technology*		✓	
8	Electrical Engineering*			✓
9a	Land Transport Engineering (Rail)*			✓
9b	Land Transport Engineering (Operations Management)*			✓
9c	Land Transport Engineering (Vehicle)*			✓
10	Marine & Offshore Engineering - Production (Repair & Maintenance)	✓		
11	Mechanical Systems Engineering			✓
12a	Microelectronics (Equipment)*	✓		
12b	Microelectronics (Process)*	✓		
13	Port Automation Technology (in-service only)			✓
14	Security Systems Engineering			✓

* In line with industry requirements, applicants applying for this course must ensure that they are free from colour appreciation deficiency. Colour Vision Test is available over the internet at <https://colormax.org/color-blind-test/> and at the ITE Colleges conducting these courses. Please take the test before submitting your application if you are not sure whether you have colour appreciation deficiency.

“ This is the **ideal pathway** for ITE graduates like myself to kickstart a career in tech, offering hands-on experience while attaining a diploma. The practical knowledge I gain at work helps me better understand my academic studies, while at the same time, what I learn in class provides valuable insights that I can directly apply at work. I am grateful for the opportunity to grow professionally and academically via this programme. ”



LARRY ENG
NCS
WSDip Trainee in Cloud Management & Operations

#	INFORMATION & DIGITAL	ITE COLLEGE		
		CENTRAL	EAST	WEST
1	AI & Data Intelligence (Data Engineering)			✓
2a	Cloud Management & Operations (Cloud Operations)		✓	
2b	Cloud Management & Operations (Infrastructure Support)		✓	
3	Cyber Security & Forensics		✓	
4	Data Centre Infrastructure & Operation		✓	
5a	Electronics & Computer Engineering (Applied Electronics & AI)			✓
5b	Electronics & Computer Engineering (IoT & Data Engineering)	✓		
6	IT System Integration			✓

#	ARTS, DESIGN & MEDIA	ITE COLLEGE		
		CENTRAL	EAST	WEST
1	Media Communication & Digital Marketing	✓		

“ This WSDip programme has been truly transformative for my **personal and professional growth**. The supportive working environment empowered me to apply theoretical concepts directly in real-world situations. I received guidance from my colleagues that not only helped propel my academic growth, but also hone my soft skills in communication, teamwork and problem-solving. ”



PRITIKA MONISHA D/O LOGANATHAN
Therapy Support Associate, St Luke's ElderCare
WSDip Graduate in Rehabilitation Care

#	HUMANITIES & SOCIAL SCIENCES	ITE COLLEGE		
		CENTRAL	EAST	WEST
1	Community Care Integration & Management		✓	

#	BUILT ENVIRONMENT	ITE COLLEGE		
		CENTRAL	EAST	WEST
1	Architectural BIM & Design		✓	
2	Facilities Management*			✓
3	Mechanical & Electrical Services Supervision*		✓	
4	Vertical Transportation*		✓	

#	HEALTH SCIENCE	ITE COLLEGE		
		CENTRAL	EAST	WEST
1	Nursing (in-service only)		✓	
2	Opticianry		✓	
3	Paramedicine		✓	
4	Rehabilitation Care		✓	

* In line with industry requirements, applicants applying for this course must ensure that they are free from colour appreciation deficiency. Colour Vision Test is available over the internet at <https://colormax.org/color-blind-test/> and at the ITE Colleges conducting these courses. Please take the test before submitting your application if you are not sure whether you have colour appreciation deficiency.

“ This work and learn model serves the healthcare setting very well because the **trainees are able to apply their learning to the practice and continue to improve**. We certainly hope to support more of our staff with this aspiration to further their training and advance their skills and knowledge, and we think that **the WSDip at ITE is an excellent avenue**. ”



MS TAN BEE YEE
 Director, Allied Health
 SingHealth Community Hospitals



OVER
1,000
EMPLOYERS PARTNERING
ITE IN OFFERING
WSDIP PROGRAMMES

SOME OF OUR VALUED WSDIP PARTNERS



WORK-STUDY DIPLOMA

ELIGIBILITY & APPLICATIONS



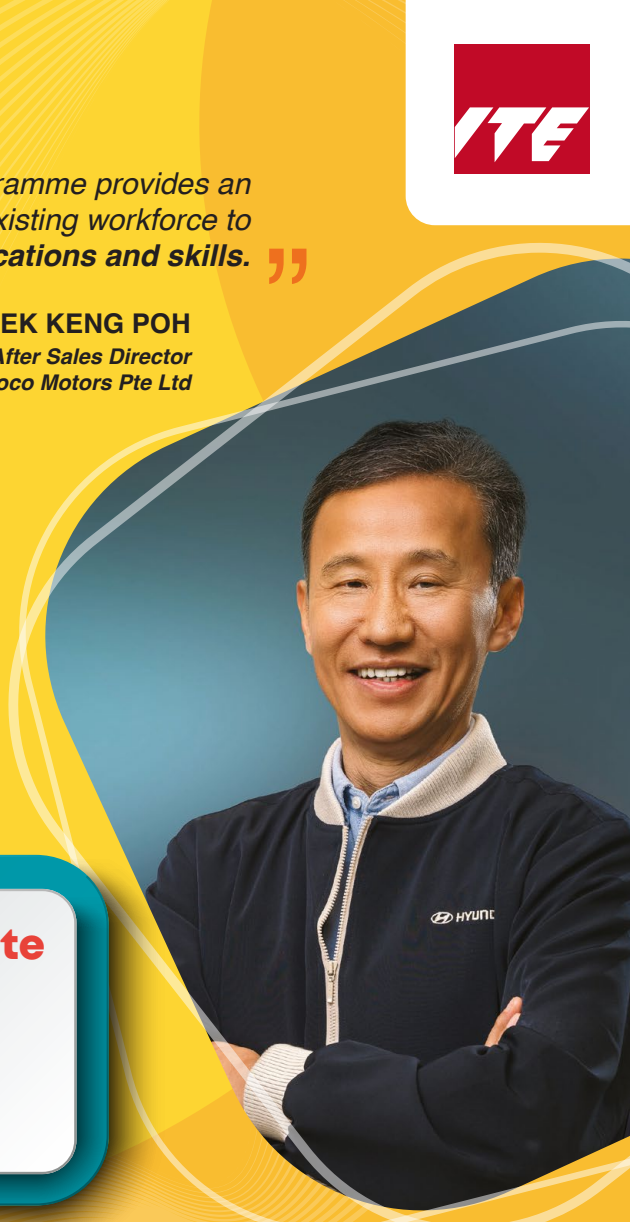


“The ITE Work-Study programme is a key tenet to our **talent pipeline** strategy.”

MS TAN CHEE WEI
Chief Human Capital Officer
SATS Ltd

“ITE’s WSDip programme provides an **opportunity** for the existing workforce to **upgrade their qualifications and skills.**”

MR KWEK KENG POH
After Sales Director
Komoco Motors Pte Ltd



ITE Work-Study Diploma **Entry Requirements**

Applicants applying for selected courses must ensure that they are free from colour appreciation deficiency

Nitec Graduate

MINIMUM GPA OF 2.0

From relevant feeder courses only

Higher Nitec Graduate

NO MINIMUM GPA REQUIREMENT

From relevant feeder courses only

Enroll into the WSDip programme and gain full-time employment at partner company

**3 Nov – 12 Dec 2025 &
5 Jan – 27 Feb 2026**

Submit Online Application

Log in to the ITE iStudent Portal to select up to 5 WSDip courses and submit your application. Check <https://for.edu.sg/wsdip-apply> for latest updates.

STEP
01

Nov 2025 – Feb 2026

Attend Interviews

Create your profile on the WSDip Connect Portal and apply for jobs with our partner companies. The company will contact you directly if you are selected for an interview.

STEP
02

Mid Feb – Mar 2026

Confirm Your Enrolment

To enroll in the WSDip programme, you must first accept a full-time job offer and course sponsorship from a partner company. Your assigned company may require you to start working before the programme's official April intake begins.

STEP
03

STEP
04

Early Apr 2026

**Start Your
WSDip Journey**

Details will be emailed to enrolled WSDip trainees. Check your inbox!

Successfully-placed trainees will receive a
\$5,000 sign-on incentive!



To be eligible for the SkillsFuture Work-Study Diploma sign-on incentive, you must:

- Be a **Singapore Citizen**
- Be an **ITE graduate from a relevant Full-Time course** or with an **Operationally Ready Date (ORD)** from NS **within 36 months of the course start date**
- **NOT** be a BCA-Industry Built Environment ITE Scholarship Recipient

Work-Study Diploma graduates will receive
\$10,000 CPF Ordinary
Account top-up

ITE PROGRESSION AWARD

To be eligible for the ITE Progression Award, you must:

- **Be a Singaporean ITE graduate, aged 30 and below**, who pursues a **diploma qualification issued by an MOE-funded institution from 2024.**

Learn more about the ITE Progression Award (IPA) and its benefits here: <https://for.edu.sg/iteipa>



WORK-STUDY DIPLOMA FREQUENTLY ASKED QUESTIONS

What is the difference between ITE's WSDip and Poly's Work-Study Certificate Leading to a Diploma?

ITE WSDip:

ITE's WSDip delivers a seamless and structured learning journey, culminating in a nationally-recognised Diploma upon completion.

WSDip trainees are full-time employees of a WSDip partner company and can expect a stable income, employee benefits and full course fee sponsorship.

Poly's Work-Study Certificate (WSCert):

The part-time WSCert programme offered by polytechnics, will not lead directly to a part-time Diploma.

During the 12 to 18 months WSCert programme, participants who complete the required 3 Modular Certificates will attain a Work-Study Certificate.


Upon completion of the WSCert programme, participants will have to complete 2 more Modular Certificates on their own before obtaining a Part-Time Diploma.

Who are the WSDip partner companies and how are they selected?

These companies are selected based on their ability and commitment to providing quality workplace training and meaningful career development opportunities for WSDip trainees. Partners come from various sectors and include MNCs, SMEs, Voluntary Welfare Organisations and Statutory Boards.

Will WSDip trainees be bonded to their employers? If yes, how long is it?

Most companies do not impose bond periods after the WSDip. If they do, bond requirements will be made known to applicants beforehand. To date, where there are bonds, the bond periods imposed by companies vary between 1.5 and 2 years.



Are there any pre-requisites I need to meet to be eligible for the WSDip course?

Yes, applicants must meet the general admission requirements for the WSDip programme. In addition, in line with industry requirements, applicants applying for the courses listed below, must ensure that they are free from colour appreciation deficiency. Colour Vision Test is available over the Internet at <https://colormax.org/color-blind-test/> and at the ITE Colleges conducting these courses. Please take the test before submitting your application if you are not sure whether you have colour appreciation deficiency.

- Automation Engineering
- Chemical Process Technology
- Electrical Engineering
- Facilities Management
- Land Transport Engineering (Operations Management)
- Land Transport Engineering (Rail)
- Land Transport Engineering (Vehicle)
- Mechanical & Electrical Services Supervision
- Microelectronics (Equipment)
- Microelectronics (Process)
- Vertical Transportation

When will I take the Colour Vision Test?

You will be notified by ITE to take the Colour Vision Test at one of ITE's Customer & Visitor Centres, only if you are offered employment by the sponsoring company.



Can fresh *Nitec*/Higher *Nitec* graduates get deferment from NS to pursue WSDip first?

Yes. Males liable for National Service (NS) will be granted NS deferment if they attain a place in the WSDip programme, regardless of age.

Can *Nitec*/Higher *Nitec* students of non-feeder courses qualify for WSDip courses that they really like?

Discretionary admission can be considered and is subject to approval. Such cases of admission must be supported by the employer.

To ensure that applicants can cope with the rigour of the course, ITE will also conduct our assessments on applicants.

Applicants from non-relevant courses will not be eligible for the SkillsFuture Singapore (SSG) sign-on incentive, even if they are within 36 months of graduation or completion of NS.





How will WSDip trainees be assessed in the course?

WSDip trainees will be assessed on their On-the-Job (OJT) and off-the-job training performance. The off-the-job component may include in-course assessments and end-of-module written examinations. OJT competencies are assessed by company mentors throughout the programme.

Can WSDip graduates apply to local universities and post-diploma programmes?

Upon fulfilling specific admission requirements, WSDip graduates can apply for:

- **Full-time or Part-time Degree** programmes at
Nanyang Technological University (NTU)
National University of Singapore (NUS)
Singapore Institute of Technology (SIT)
Singapore University of Social Sciences (SUSS)
Singapore University of Technology and Design (SUTD)
University of the Arts Singapore (UAS)
- **Post-Diploma** programmes at
Nanyang Polytechnic (NYP)
Ngee Ann Polytechnic (NP)
Republic Polytechnic (RP)
Singapore Polytechnic (SP)
Temasek Polytechnic (TP)

EXPLORE FURTHER!

ite.edu.sg/wsdip



1800 222 1111



training@ite.edu.sg



ite.edu.sg



facebook.com/itespore



instagram.com/itespore



linkedin.com/school/ite-spore



tiktok.com/itesingapore



x.com/ITESpore



youtube.com/itespore

© Institute of Technical Education, Singapore (2025). All rights reserved. No part of this publication may be reproduced, distributed, stored in retrieval system, or transmitted in any form or by any means, including photocopying, recording or other electronic and mechanical methods, without the prior written permission of the Institute of Technical Education, Singapore.